



MARUGAME CITY

気持ちのいい旅 MARUGAME

～Delightful Trip MARUGAME～




© 2011 とり専売 愛媛Geography

Marugame City

HP : <http://www.city.marugame.kagawa.jp/>

Marugame City Tourism Association

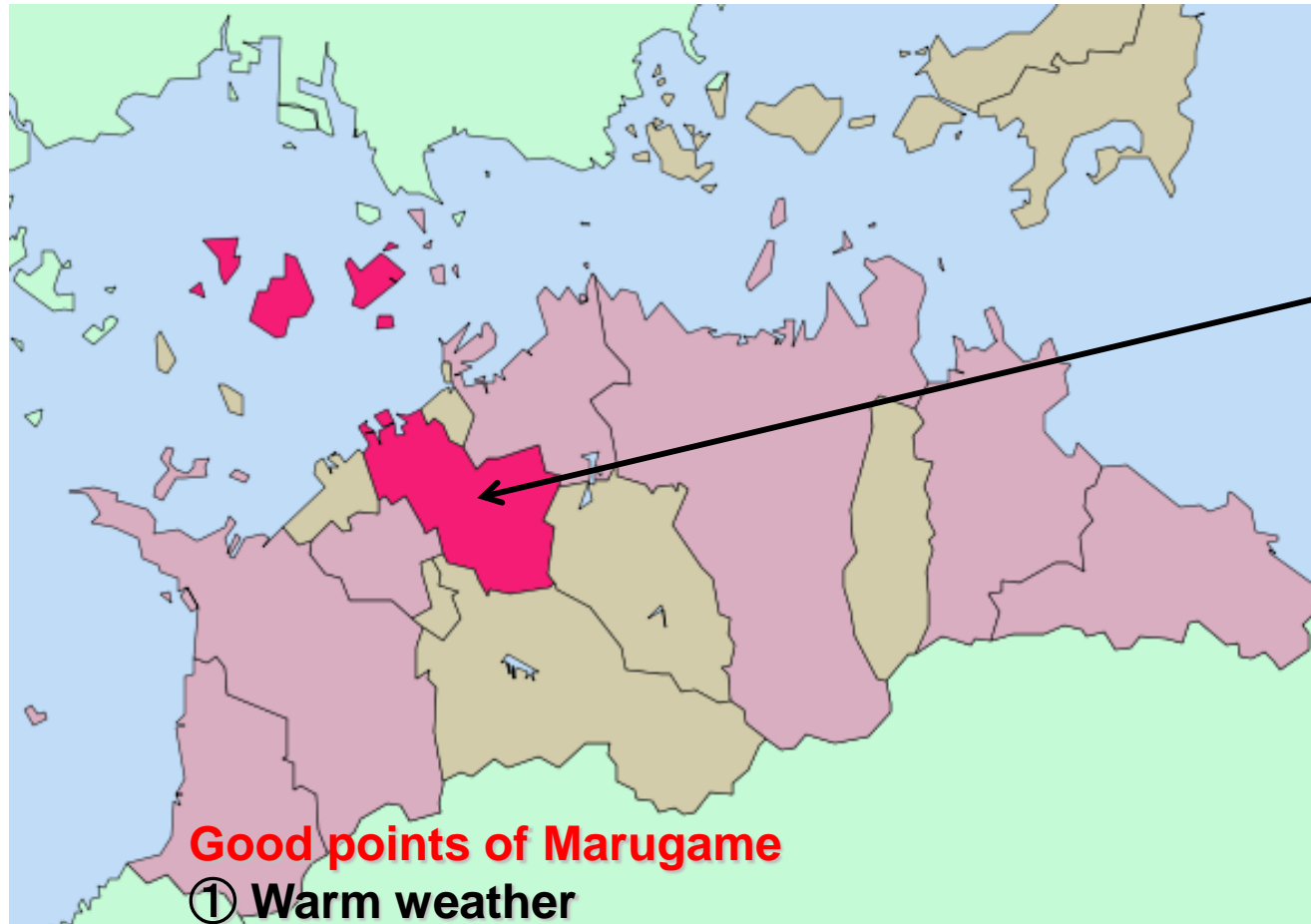
HP : <http://www.love-marugame.jp/>



Contents

Contents	01
Key Characteristics of Marugame	02
Access to Marugame	03
Events Information	04
Subsidy Program for Group Travel	05
Marugame Castle	06
Rickshaw Pulled by Comedians	07
Rental Bicycle	08
Nakazu-Banshoen Garden	09
Marugame Uchiwa Paper Fan	10
Genichiro-Inokuma	11
Shiwaku Islands	12
Other Tourist Spots	13
Experiences in Marugame	14
Local Souvenirs	15
Local Gourmet	16
Recommended Route Courses	17
Memo	18

Key Characteristics of Marugame



Marugame

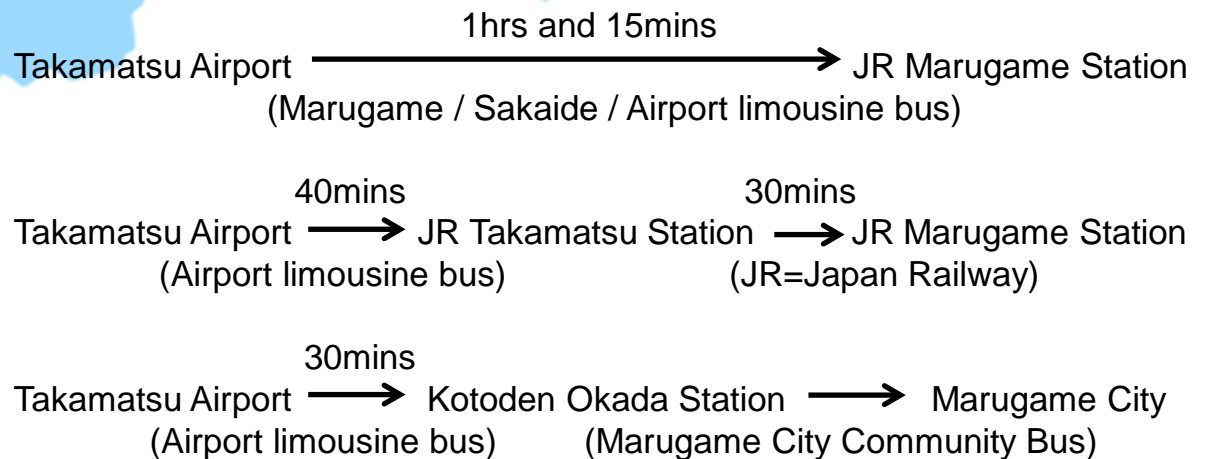
Good points of Marugame

- ① Warm weather
- ② Nice environment for a compact excursion around Marugame station
- ③ Fusion of history and culture such as Marugame Castle and Marugame Genichiro-Inokuma Museum of Contemporary Art
- ④ Islands of art

Access to Marugame



From Takamatsu Airport



Events Information

Festivals and Events of Marugame

Date	Festival / Event	Place
April 1 st ~ 14 th	Marugame Castle Cherry Blossom Festival	Kameyama-Koen Castle Park
April 22 nd ~ 28 th	Sanuki-Fuji Mountain Week	Iino Trail / Hanzan-cho Trail
May 3 rd and 4 th	Marugame Castle Festival	Marugame Castle and the surrounding area
Late July	“Momoku-Matsuri” Peach Festival	Hanzan Kita Community Center
Late August	Marugame Basara Festival (Dance contest and fireworks display)	Marugame Station Road, Shopping district, Marugame Port and the surrounding area
Mid-October ~ Mid-November	Marugame Castle Chrysanthemum Exhibition	Otemon Gate Plaza, Marugame Castle
Early November	Ayauta Furusato Festival	Ayauta Cultural Center “i-lex”
Early February	Kagawa Marugame International Half Marathon	Pikara Stadium



Marugame Castle Festival



Ayauta Furusato Festival



Marugame Basara Festival



Kagawa Marugame International
Half Marathon

Subsidy Program for Group Travel

Marugame City Subsidy Program for Group Travel

This is a subsidy program to attract group travelers who have a plan to tour in Marugame City. Marugame City also has subsidy programs for competition organizers and schools for their group travels.



● Subsidy Program for Travel Agency

Target travel group must include “tour in Marugame” in the itinerary.

Overnight Trip

Tour in Marugame + Designated accommodation in Marugame → 30,000 yen per group

Day Trip

Tour in Marugame + Eating in Marugame → 15,000 yen per group



Marugame Castle




Castile which has the Highest Stone Walls in Japan

With a history of 400 years, Marugame Castle rises above the highest stone walls in Japan. Looking up from Otemon Gate, the castle top is very majestic. However, you can see various sides of the castle by a looking angle, sometimes magnificent and at other time peaceful and healing....

Stone walls are lit up during Year-end and New Year holidays and Golden Weeks Holidays. It makes a fantastic atmosphere!
At the foot of the castle, you can find a nice souvenir shop.



Castle souvenir shop



Beautiful curved stone wall
"Ogi no Kobai"
(Fan-shaped curve)

[Information of Marugame Castle]

Address: Ichibancho, Marugame City

Free parking space : 50 cars

Open hours : 9:00a.m. ~ 4:30p.m.

※Open all year round

(Last admission at 4:00p.m.)

Admission fee : Adult 200 yen

Child (Junior high student or under) 100 yen

20% discount for a tourist group of 20 people or more

TEL : +81(0)877-22-0331

(Marugame City Tourism Association)

HP: <http://www.marugame-castle.jp/>

Experience the History of Marugame App



You can download the VR app which can reproduce sensations of visiting Marugame Castle in the Edo period ♪
(You can download the app from App store and Google play for free in the castle.)



Rickshaw Pulled by Comedians “Owarai Jinrikisha”



【Information of Rickshaw】

Rides available : All year around
 (weekday is non regular)

Rides available time : 10:00a.m. ~ 4:00p.m.

Fee : 1,000 yen per passenger for 15 mins ride
 (2,000 yen for two passenger for 15 mins ride)

Rickshaw tour starts from Marugame Castle main gate plaza → Main gate → In front of NTT building → Josei Elementary School → Nishi Dobashi → In front of Marugame History and Folklore Museum

What is “Owarai Jinrikisha”?

Comedians of the entertainment company “Yoshimoto Entertainment” pull a rickshaw and entertain you guiding around Marugame Castle.

It’s a great way to take a relaxed, informative, ride through the historical area of Marugame.

You can make a reservation if you don’t want to miss the chance to ride this “Owarai Jinrikisha”.





Rental Bicycle



【About Rental Bicycle】

Rental port: Marugame Station south bicycle-parking lot
(1 minute from Marugame Station South Exit)

Opening hours: 7:00a.m. ~ 7:00p.m. (Open all year round)

People who can rent a bicycle : Junior high school student or older
(Younger child who can ride a 24 inch bike accompanied by parent can rent a bicycle.)
* Personal ID is required to show when renting a bike.

48 standard and 22 electric bicycles are ready to lend

Rental fees :

Standard bike 200yen up to 6hrs / 300yen all day
(Pay 500yen when renting, and the balance will be paid back when returning.)

Electric bike 500yen up to 6hrs / 700yen all day
(Pay 1,000yen when renting, and the balance will be paid back when returning.)

【From Rental Port】

5 mins to Marugame Castile

5 mins to “Uchiwa no Minato” Paper Fan Museum

15 mins to “Nakazu-Banshoen” Japanese garden

25 mins to Kagawa Prefectural Marugame Stadium

25 mins to Marugame City Baseball Stadium

30 mins to Mt. Iinoyama (Iino Trail)

Riding a bike in Marugame

Why don't you enjoy a laid back bike tour in Marugame? You can rent a bicycle to enjoy an excursion in Marugame. Each bike basket has a sign plate of a cute animal character such as a turtle, a rabbit and a monkey.

Let's try an enjoyable bike tour and find Marugame's attraction!

Nakazu-Banshoen Garden



49587 m² Stroke-Style Garden Around a Pond

Nakazu-Banshoen Garden is a Daimyo garden, a stroke-style garden around a pond. This garden is the city-designated site of scenic beauty and one of outstanding Japanese gardens along with Ritsurin Garden in Takamatsu which remains in Kagawa Prefecture.

In the garden, the tea house and the main house which are designated as Marugame City's cultural assets still remain. Also a 600-year-old pine tree of umbrella shape is in the south of the garden.



“O-kasamatsu” Pine tree



Tea house

【Information of Nakazu-Banshoen】

Address: 25-1 Nakazucho, Marugame City

Free parking space: 30 buses / 100 cars

Open hours: 9:30a.m. ~ 5:00p.m.

(Last admission at 4:30p.m.)

Closed: Wednesdays

Admission Fee: Adult 700 yen

Child (Junior high student or under) 300 yen

TEL: +81 (0) 877-23-6326

HP: <http://www.bansyouen.com/>

Japanese restaurant “Kaifu-Tei”



You can enjoy Japanese beautiful scenery of the garden from this restaurant.

The restaurant serves Kagawa's famous cuisine “Sanuki Udon noodle” originally brought from China by a Buddhist monk Kobo Daishi. With this special cuisine, Kagawa's seasonal dishes will be served.

There are private rooms, a banquet room with a capacity of 60 people, and a lecture/seminar hall with a capacity of 200 people.

Marugame Uchiwa (Paper Fan)



Traditional Japan Craft with 90% Market Share Across the Country

In the early Edo period (1600's), vermilion-colored, astringent- persimmon-juice coated paper fan decorated with 金 symbol was designated as souvenirs for Konpira Shrine's pilgrims. It became Marugame's main local industry and increasingly more prosperous.

Marugame Uchiwa's market share has 90 % of the total domestic Uchiwa production and its annual production quantity is over 100,000,000. In May 1997 Marugame Uchiwa was designated as one of the Traditional Japan Crafts".

“Uchiwa no Minato” Paper Fan Museum



“Uchiwa no Minato” is the museum of paper fans. Various types of uchiwas are displayed to show its history. Uchiwa artisans demonstrate their traditional works and you can try to make your own uchiwa.

【Information of “Uchiwa no Minato” Paper Fan Museum】

Address: 307-15 Minatomachi, Marugame City

Free parking space: 50 cars

(Spaces for large size buses are available)

Open hours: 9:30a.m.~5:00p.m.

(Last admission at 4:30p.m.)

Closed: Mondays (if a Monday is a national holiday, then the next day), December 29th to January 3rd

Admission Fee : Free (700 yen for making a Uchiwa)

※It will take 60mins for making a Uchiwa

※For making a Uchiwa, advance reservation is required.

TEL: +81 (0) 877-24-7055

HP:<http://marugameuchiwa.jp/facility#minato>

Uchiwa Workshop “Take”



At the Uchiwa workshop “Take” in the castle souvenir shop, you will be warmly welcomed by uchiwa artisans and even get a chance to watch these master craftsmen create the fans. You can even have a try at it yourself.

【Information of Uchiwa Workshop “Take”】

Address : Ichibancho, Marugame City (Marugame Castle)

Free parking space: 50 cars

(South of Marugame City History and Folklore Museum)

Open hours: 10:00a.m.~4:00p.m.

Closed: Wednesday / December 27th to December 31st

Admission Fee : Free (1,000 yen for making a Uchiwa)

※It will take 60 mins for making a Uchiwa (Reservation is required)

※Up to 10 people at one Uchiwa making session

TEL: +81 (0)877-25-3882

HP:<http://marugameuchiwa.jp/facility#take>

Marugame Genichiro-Inokuma Museum of Contemporary Art (MIMOCA)



Unique “Museum in front of the Train Station”

At the entrance of the museum “Plaza of Creation”, visitors will find amazingly impressive giant mural of Genichiro Inokuma and some of his art works.

The building was designed by Yoshio Taniguchi, a world-famous architect for his beautiful museums. Natural light taken in the building makes the museum lighter and more open, and there are spacious exhibition rooms.

The museum shop sells high quality gifts and souvenirs relating to Genichiro Inokuma and MIMOCA.

【Information of MIMOCA】

Address: 80-1 Hamamachi, Marugame City

Parking lot under Marugame Station: Two hours free

※Show your parking ticket at the Museum reception.

Open hours: 10:00p.m.~6:00p.m.

(Last admission at 17:30)

Closed: December 25th to December 31st

(Temporarily closed)

Admission fee: 300yen (240yen for group visitor)

University student 200yen (160yen for group visitor)

※Additional fee will be required for special exhibition.

TEL: +81(0)877-24-7755

HP: <http://www.mimoca.org/ja/>

Museum Café Restaurant “MIMOCA”



The museum café serves coffee, a small selection of drinks, lunch and light meals. You can enjoy food and drink in the relaxing café space looking the view of Cascade Plaza from the window. The limited menu will be offered for special exhibitions.

TEL: +81(0)877-22-2340

Shiwaku Islands

Island Journey from Past to Present

Marugame has five islands which is called “Shiwaku Islands” including Honjima Island. The international art festival on the island of Seto Inland Sea has been held every three years and Honjima Island participated in that art festival 2016. You can enjoy many of artworks remaining in the island.

Also you can see the national-designated historical site “Shiwaku Kinbansho (Old Administrative Office)”, sunflower field... You can find the fusion of nature, history and art. Spend your time relaxing in the islands of Shiwaku.



【Information of Shiwaku Islands】

Address : Honjima, Ushijima, Hiroshima, Teshima, Otushima, Marugame City

Access : Catch a ferry at Marugame Port
※In Honjima and Hiroshima, rental cycles and Community bus services are available.

TEL : +81(0)0877-24-8822

HP : <http://www.city.marugame.kagawa.jp/sightseeing/spot/shiwakushoto/>



“Shiwaku Kinbansho” Administrative Office
(Honjima)



Gokurakuji Temple (Ushijima)



Iroha-Ishi Stone (Hiroshima)



Tamatsushima Shrine
(Otushima)



Sunflower field
(Teshima)

Other Tourists Spots



New Reoma World Amusement Park

One of the largest amusement parks in Shikoku which has scary rides, a hotel with swimming pools and hot spring bathes. You can enjoy exciting amusement facilities and relaxing hotel spaces.

Address: 40-1 Kurikuma Nishi, Ayautacho, Marugame City
Free parking space : 4,100 cars
Open hours: 10:00a.m.~4:00p.m. (Varies with the season and the day)
Admission fee: Junior high student or older 1,600 yen
Elementary school student or younger 1,000 yen
TEL: +81(0)877-86-1071 HP: <http://www.newreomaworld.com/>



Boat Race Marugame

At “Boat Race Marugame” the visitors can enjoy not only boat races but also casual dishes with reasonable price at the food court and special events. Come with your family and friends and watch a exciting boat race!


Address: 4-1-1 Fujimicho, Marugame City (Time varies depending on the race.)
TEL: +81(0)877-23-5141 HP: <http://www.marugame-kyotei.jp/>



Mt. Inoyama

Mt. Inoyama, 422 meters above sea level and was selected a One of “New Best 100 Mountain in Japan”.

TEL: +81(0)877-22-0331(Marugame Tourism Association)
HP: <http://www.city.marugame.kagawa.jp/sightseeing/spot/inoyama/>



Experiences in Marugame

Hike the Mountains of Shiwaku Islands

Shiwaku Islands consist of 28 islands and some mountains are very recommendable for hiking and trekking.



<p>Hiking the Mt. Tomi (Honjima Island)</p>	<p>The view of Seto Ohashi Bridge and Seto Inland Sea from the summit of the Mt. Tomi is incredibly beautiful. Also you can enjoy walking along the beach, stroll around the old town preserves historic atmosphere, viewing art works. (2 hrs / 6 km)</p>
<p>Trekking in the Mt. Oto (Hiroshima Island)</p>	<p>The Mt. Oto is the highest mountain in Shiwaku Islands and it's at an altitude of 312 meters. From the summit you can get a full view of Seto Inland Sea. Near the summit, there is a part which is called "Oto Dessert" and see effloresce appears on granite stones will be seen. (2 hrs 45 mins / 5 km)</p>

Experience How to Make "Marugame Uchiwa"

Making your own uchiwa is recommendable. When fanning your own uchiwa in the summer, you can feel fresh wind cools you.



<p>"Uchiwa no Minato" Paper Fan Museum TEL: +81(0)877-24-7055</p>	<p>You can choose your favorite paper from 20 different types of uchiwa papers and past it to bamboo skeleton to make your own uchiwa. Uchiwa craftsman will teach you how to make your uchiwa. It's easy and fun! (Reservation is required.) Fee: 700 yen (About 40~50 mins / For a group of 10 people or more: about 90mins)</p>
<p>Uchiwa Workshop "Take" TEL: -81(0)0877-25-3882</p>	<p>Uchiwa craftsman will teach you how to make your own uchiwa from making uchiwa's bamboo skeleton to pasting uchiwa paper to bamboo ribs. (Reservation is required.) Fee: 1,000 yen (About 1 hour)</p>

Local Souvenirs

Peaches “Momo”

Fresh peaches are available in reasonable price at Hanan Peach Farmers' Market.

Summer special desserts, soft serve ice cream and peach sherbet are popular desserts.



“O-iri” Sweets

“O-iri” is Marugame originated fluffed and small round balls made with glutinous rice. Pastel-colored O-iri balls are sweetened lightly.

Originally O-iri is ordered for the Bride in her wedding but now it's very popular among people who love its pretty colors and shape.



Local Gourmet

Grilled Chicken with Bone

Grilled chicken with bone “Honetsuki -Dori” is Marugame originated local gourmet. After being seasoned with special spices, the chicken legs are grilled in the oven. Then you can enjoy perfect crispy skin and juicy meat.

Honetsuki-Dori restaurant generally serve soft “Hina-Dori (young chicken)” and chewy and tasty “Oya-Dori (parent chicken)”.



Udon Noodles

Kagawa’s famous local cuisine “Sanuki Udon” is really recommendable because it’s not only cheap but delicious!

Marugame Area has many popular Udon restaurants filled with Udon lovers.



Recommended Route Courses from Takamatsu Airport



Recommended Rout Course from Takamatsu Airport (3 days and 2 nights in Marugame)	
1st Day	<p style="text-align: center;">~Tour around Marugame Castle~</p> <p>Takamatsu Airport (A.M.)>>>Marugame Sta.>>>Lunch (Udon noodle)>>>Making a Uchiwa * 1hr and 15 mins by limousine bus (It takes about 1 hr)</p> <p>>>Marugame Castle>>>Nakazu-Banshoen>>>Dinner (Grilled chicken)>>Lodging in Marugame (About 1hr and 30 mins) (About 1hr)</p> <p style="text-align: center;">Take a ride on the rickshaw!</p>
2nd Day	<p style="text-align: center;">~Islands Tour~</p> <p>Marugame Port>Honjima Island>Honjima Ferry Port>Shiwaku Kinbansho>Dolphin Village>Lunch * 30 mins by ferry Ride a rental bike (About 1 hr) (About 1 hr)</p> <p>>Tour in the island > Marugame Port>JR Marugame Sta.>Fresh fish for dinner>Lodging in Marugame (About 1 hr) * 30 mins by ferry</p> <p style="text-align: center;">Hiking islands is recommendable!</p>
3rd Day	<p style="text-align: center;">~Tour around Marugame City~</p> <p>Marugame Sta.>>>JR Zentsuji Sta.>>>Zentsuji Temple>>>JR Zentsuji Sta.>>>JR Kotohira Sta. * 10 mins by train (About 1 hr) * 10 mins by train</p> <p>>>>Konpira Shrine>>>Lunch>>>>Kotoden Kotohira Sta.>>>Takamatsu Airport (About 1 hr) * 45 mins by airport limousine bus</p>

Memo

