



気持ちのいい旅 MARUGAME

～ Delightful Trip MARUGAME ～



Marugame City

HP <https://www.city.marugame.lg.jp/>



Marugame City Tourism Association

HP <https://www.love-marugame.jp/>



Revised April 1, 2024

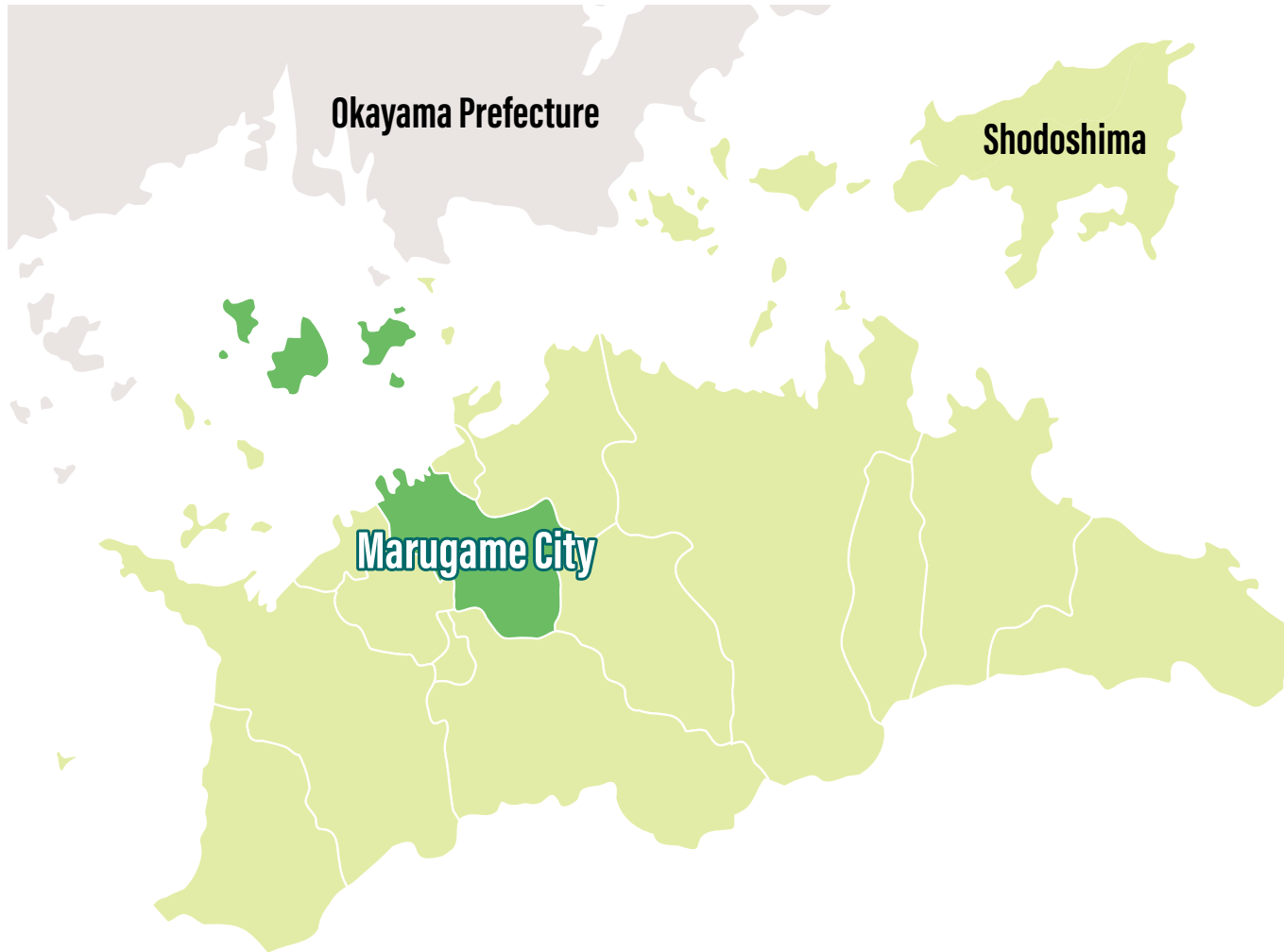
Contents

Key Characteristics of Marugame	03
Access to Marugame	04
Events Information	05
Subsidy Program for Group Travel	06
Marugame Castle	07
Rickshaw Pulled by Comedians“OwaraiJinrikisha”	08
Rental Bicycle	09
Nakazu-Banshoen Garden	10
Marugame Uchiwa Paper Fan	11
Marugame Genichiro-Inokuma Museum of Contemporary Art	12
Shiwaku Islands	13
Other Tourist Spots	14
Experiences in Marugame	15
Local Souvenirs & Local Gourmet	16
Recommended Route Courses	17



Key Characteristics of Marugame


Good points of Marugame




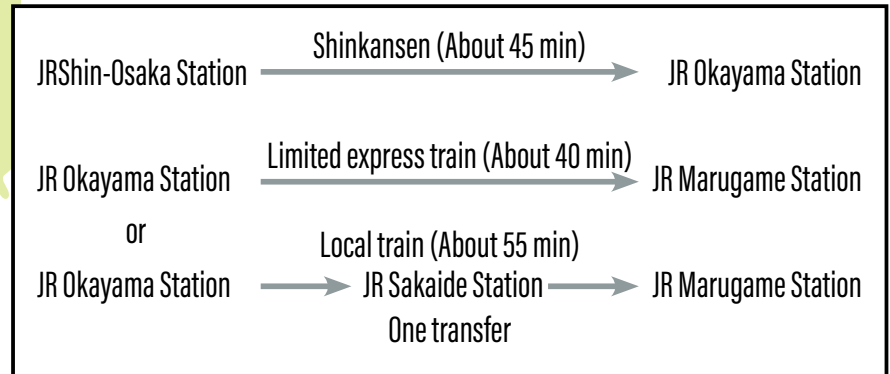
- ① Warm weather
- ② Nice environment for a compact excursion around Marugame station
- ③ Fusion of history and culture such as Marugame Castle and Marugame Genichiro-Inokuma Museum of Contemporary Art
- ④ Islands of art



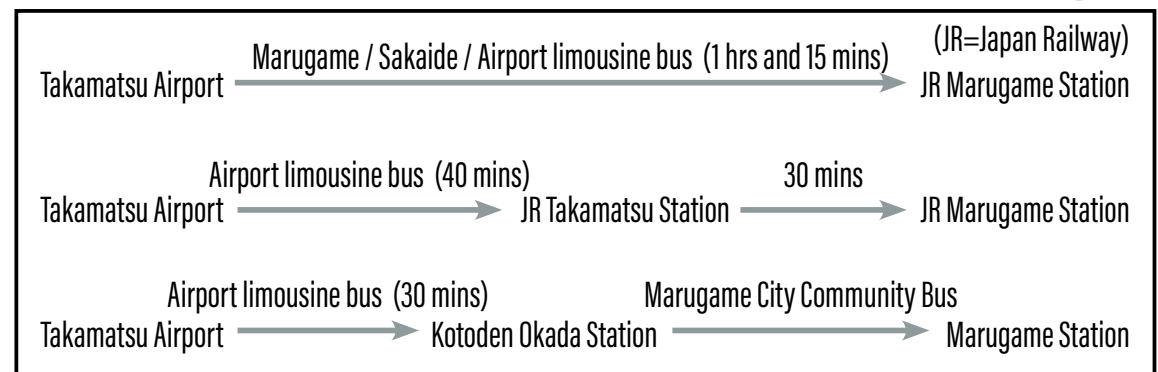
Access to Marugame



From JR Shin-Osaka Station



From Takamatsu Airport





Events Information (Subject to change or cancellation without notice.)

Date	Festival / Event	Place
April 1st~14th	Marugame Castle Cherry Blossom Festival	Kameyama-Koen Castle Park
April 9th	Txakoli day	Marugame Tori-cho Shopping Street
April 22nd~28th	Sanuki-Fuji Mountain Week	Iino Trail / Hanzan-cho Trail
May 3rd and 4th	Marugame Castle Festival	Marugame Castle and the surrounding area
Late July	"Momoku-Matsuri" Peach Festival	Hanzan Kita Community Center
Late September to late November	Marugame Castle Road(illumination)	Kameyama-Koen Castle Park
Mid-October ~ Mid-November	Marugame Castle Chrysanthemum Exhibition	Otemon Gate Plaza, Marugame Castle
Early November	Ayauta Furusato Festival	Ayauta Cultural Center "i-lex"
early January	Marugame Castle New Year's Event	Kameyama-Koen Castle Park
Early February	Kagawa Marugame International Half Marathon	Pikara Stadium



Txakoli day



Marugame Castle Road(illumination)



Kagawa Marugame International Half Marathon



Subsidy Program for Group Travel (Marugame City Tourism Visit and Stay Promotional Project Subsidy)

This is a subsidy program to attract group travelers who have a plan to tour in Marugame City. Marugame City also has subsidy programs for competition organizers and schools for their group travels.

For Travel Agencies : Marugame City Group Tour Promotional Project Subsidy

Target travel group must include "tour in Marugame" in the itinerary.

Overnight Trip



Day Trip



- Please note
- Number of Participants: 20 or more
 - The maximum subsidy amount is 180,000 yen per branch office.
 - Applications may be submitted up to 3 times per promotional project.



Marugame Castle



Information of Marugame Castle

Address Ichibancho, Marugame City

Free parking space 50 cars / large buses 5~7 cars

Open 9:00 a.m. ~ 4:30 p.m. (Last entry 4:00 p.m.) Open all year round

Admission fee Adult 400yen

Children (junior high school students, and younger) Free

20% discount for a tourist group of 20people or more

(Admission fee revised on April 1, 2024)

TEL +81 (0) 877-25-3881

(Marugame Castle Tourist Information Center)

HP <https://www.city.marugame.lg.jp/site/castle/>



A famous castle with soaring stone walls that continues to be cherished by the local citizens Marugame Castle is the symbol of Marugame City with 420 years of history.

It is known throughout the country as “the castle of stone walls” and has been selected as one of the 100 best castles in Japan.

It is the smallest of only 12 remaining wooden castle towers in Japan and is designated as a National Important Cultural Property. You can overlook panoramic views of Marugame City and the Seto Inland Sea from the top. Local citizens enjoy cherry blossom viewing, walking, jogging, and other activities at Marugame Castle.



Experience the History of Marugame App

You can download the VR app which can reproduce sensations of visiting Marugame Castle in the Edo period ♪ (You can download the app from App store and Google play for free in the castle.)



Rickshaw Pulled by Comedians "OwaraiJinrikisha"



Marugame Live-in Comedian: Kamemaru Ohki

Why don't you take a rickshaw tour around Marugame Castle?

The tour takes about 30 minutes to visit all the photo spots while being guided by the driver.

You can enjoy views that can only be experienced from a rickshaw.

What a great memory to make during your visit!



Information of Rickshaw

Operating 10:00 a.m.-4:00 p.m.

Fee 1,000yen per person

Reservations Reservations required (email, phone, travel website, etc.)

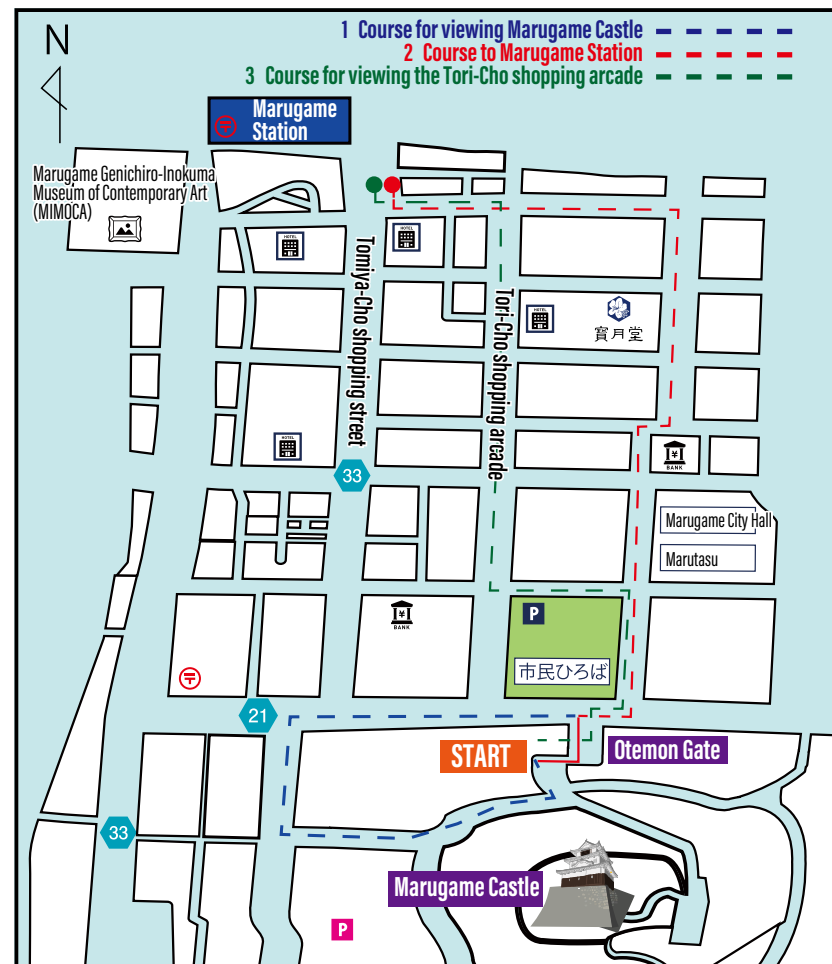
Required time About 20min

Payment cash

Boarding location Marugame Castle Otemon Square

Course Check map on the right

TEL +81 (0) 877-22-0331 (Marugame City Tourist Information Center)





Rental Bicycle



Information of Rental Bicycle

Open 7:00 a.m. ~ 7:00 p.m. Open all year round

TEL +81 (0) 877-25-1127

Rental and Return location is the Marugame Station South Parking Lot
(Just outside Marugame Station South Exit)

Why not rent a bicycle and enjoy sightseeing in Marugame?

Since bicycles allow for a wider range of travel, they are recommended for not only sightseeing but also for visiting local Udon noodle restaurants.

People who can rent a bicycle:

Junior high school students or older

(Younger children that can ride a 24 inch bicycle while being accompanied by a parent can also rent one)

Personal ID (passport, drivers license, student card, etc.) is required to be shown when renting a bicycle.

Standard bicycle fees:

¥200 for up to 6 hours, ¥300 for all day, plus ¥500 deposit.

Electric bicycle and Sport bicycle fees:

¥500 for up to 6 hours, ¥700 for all day, plus ¥1,000 deposit.

From Rental Port

5 mins to Marugame Castile

15 mins to Marugame Uchiwa Museum

15 mins to "Nakazu-Banshoen" Japanese garden

25 mins to Kagawa Prefectural Marugame Stadium

25 mins to Marugame City Baseball Stadium

30 mins to Mt.linoyama(linoTrail)



Nakazu Banshoen Garden

The view from vermillion lacquered Yogetsu bridge is exceptionally beautiful. Nakazu Banshoen is a traditional Japanese garden with pathways weaving around manicured ponds, created by Takatoyo Kyogoku, the feudal lord of Margame, as his personal villa. When you enter the park, you are greeted with a vermillion-lacquered arched bridge. The 15-meter-diameter, 600-year-old pine tree on the west side park is a must see attraction! Also, the Marugame Museum of Art within the garden is home to the works of Millet, Corot, Rousseau and others from the Barbizon School. The Marugame Uchiwa Paper Fan Museum opened in March 2023.

Information of Nakazu Banshoen Garden

Address 25-1 Nakazucho, Marugame City

Free parking space 30 buses / 100 cars

Open 9:30 a.m. ~ 5:00 p.m. (Last Entry 4:30 p.m.)

※ Please check the website for closing dates during the year-end and New Year holidays.

Closed on Wednesdays (Open on public holidays)

Admission fee Adult 700 yen

Child (Junior high student or under) 300 yen

TEL +81 (0) 877-23-6326

HP <http://www.bansyouen.com/>



100 torii gates



One of the 100 best pine trees in Japan, Ogasamatsu



tearoom



Japanese restaurant "Kaifu-Tei"

You can enjoy Japanese beautiful scenery of the garden from this restaurant.

The restaurant serves Kagawa's famous cuisine "Sanuki Udon noodle" originally brought from China by a Buddhist monk Kobo Daishi. With this special cuisine, Kagawa's

seasonal dishes will be served.

There are private rooms, a banquet room with a capacity of 60 people, and a lecture/seminar hall with a capacity of 200 people.





Marugame Uchiwa Paper Fan



Marugame Uchiwa is a Traditional Craft of Japan

The Marugame Uchiwa was made as a souvenir for those visiting Konpira Shrine.

Today, more than 90% of all Uchiwa produced in Japan are made in Marugame.

Various types of Uchiwa are sold, and you can choose the one that you like best, from traditional ones to modern designs.



Information of Marugame Uchiwa Museum

Why don't you make your own original Uchiwa at the Museum and discover the art and beauty of the Marugame Uchiwa.

Please make a reservation by 3:30 p.m. the day before.

Address 25-1 Nakazucho, Marugame City

Free parking space 15 cars (If you are coming by large bus, please contact us in advance.)

Open 9:30 a.m. ~ 5:00 p.m. (Last entry 4:00 p.m.)

Closed on Wednesdays (Open on public holidays), Year-end and New Year holidays

Admission fee is free (The Uchiwa hand crafting experience : ¥1,000)

※ It will take 40 mins ~ 50 mins for making a Uchiwa

※ For making a Uchiwa, advance reservation is required.

TEL +81 (0) 877-24-7055

HP <https://marugameuchiwa.jp/>



Information of Uchiwa Workshop "Ta-ke"



Skilled craftsmen demonstrate how to make an Uchiwa and sell them at the workshop in the Marugame Castle Tourist Information Center.

Reservations are required for the Uchiwa making experience.

Address Ichibancho, Marugame City (Marugame Castle)

Free parking space 50cars (South of Marugame City History and Folklore Museum)

Open 10:00 a.m. ~ 4:00 p.m. Open all year round

Admission fee is free (The Uchiwa hand crafting experience : ¥1,000)

※ It will take 60mins for making a Uchiwa

※ For making a Uchiwa, advance reservation is required.

TEL +81 (0) 877-25-3882



Marugame Genichiro-Inokuma Museum of Contemporary Art (MIMOCA)

Unique “Museum in front of the Train Station”

At the entrance of the museum “Plaza of Creation”, visitors will find amazingly impressive giant mural of Genichiro Inokuma and some of his art works. The building was designed by Yoshio Taniguchi, a world-famous architect for his beautiful museums. Natural light taken in the building makes the museum lighter and more open, and there are spacious exhibition rooms. The museum shop sells high quality gifts and souvenirs relating to Genichiro Inokuma and MIMOCA.

Information of MIMOCA

Address 80-1 Hamamachi, Marugame City

Parking lot under Marugame Station Two hours free

※ Show your parking ticket at the Museum reception.

Open 10:00p.m. ~ 6:00p.m. (Last entry 5:30p.m.)

Closed Mondays (open if Monday is a public holiday; closed on the following weekday instead) / Year-end(December 25th to December 31st) / Temporary closures may occur (during exhibition changes, etc.)

Admission fee 300yen (240yen for group visitor)
University student 200yen (160yen for group visitor)

※ Additional fee will be required for special exhibition.

TEL +81 (0) 877-24-7755 HP <https://www.mimoca.org/ja/>



Museum Café Restaurant “MIMOCA” TEL +81 (0) 877-22-2340

The museum café serves coffee, a small selection of drinks, lunch and light meals. You can enjoy food and drink in the relaxing café space looking the view of Cascade Plaza from the window.

The limited menu will be offered for special exhibitions.



Photographer: Yoshiro Masuda/
Photo provided by: Machi no Schule 963



Shiwaku Islands

Island Journey from Past to Present

Marugame has five islands which is called "Shiwaku Islands" including Honjima Island. The international art festival on the island of Seto Inland Sea has been held every three years and Honjima Island participated in that art festival 2016. You can enjoy many of artworks remaining in the island. Also you can see the national-designated historical site "Shiwaku Kinbansho (Old Administrative Office)", sunflower field.... You can find the fusion of nature, history and art. Spend your time relaxing in the islands of Shiwaku.



Iroha-Ishi Stone (Hiroshima)



Sunflower field (Teshima)



"Shiwaku Kinbansho" Administrative Office (Honjima)



Gokurakuji Temple (Ushijima)



Tamatsushima Shrine(Oteshima)

Information of Shiwaku Islands

Address Honjima, Ushijima, Hiroshima, Teshima, Oteshima, Marugame City

Access Catch a ferry at Marugame Port

※ In Honjima and Hiroshima, rental cycles and Community busservices are available.

TEL +81 (0) 877-24-8822 HP <https://www.marugame-happy-life.jp/islands/>





Other Tourists Spots



New Reoma World Amusement Park : One of the largest amusement parks in Shikoku which has scary rides, a hotel with swimming pools and hot spring bathes. You can enjoy exciting amusement facilities and relaxing hotel spaces.
Address 40-1 Kurikuma Nishi, Ayutacho, Marugame City | Free parking space About 4,000 cars | Open weekdays 10:00a.m. ~ 4:00p.m. / Saturday and Sunday 10:00a.m. ~ 8:00p.m. (Subject to change depending on the season) | Admission fee entrance fee (Attraction fee is separat) Adults (junior high school students and above) 2,000 yen / Children (3 years old - elementary school students) 1,500 yen Please check the official website for other ticket types and prices. | TEL +81 (0) 877-86-1071 | HP <https://www.newreomaworld.com/>



Boat Race Marugame : Boat racing is a motorboat competition where professional racers compete against each other and spectators can place bets on the race. You can predict the placement of the 6 competing boats and receive a dividend if you choose correctly. Boat Race Marugame also holds night races referred to as the "Marugame Blue Nighter". There are other facilities to enjoy while watching the races, such as the food court, a community park "Gruun", and a kid's boat park "Mooovi" located next to Marugame Boat Race.
Address 4-1-1 Fujimi cho, Marugame City | Free parking space 2,000 cars | Open Time varies depending on the race. | Admission fee after 2:00p.m. 400yen | TEL +81 (0) 877-23-5141 | HP <https://www.marugameboat.jp/>



Mt. Inoyama : Mt. Inoyama, 422 meters above sea level and was selected as One of "New Best 100 Mountain in Japan".
TEL +81 (0) 877-22-0331 (Marugame Tourist Information Center) | HP <https://www.city.marugame.lg.jp/page/3063.html>





Experiences in Marugame



Hike the Mountains of Shiwaku Islands : Shiwaku Islands consist of 28 islands and some mountains are very recommendable for hiking and trekking.

Hiking the Mt.Tomi (Honjima Island) : The view of Seto Ohashi Bridge and Seto Inland Sea from the summit of the Mt. Tomi is incredibly beautiful. Also you can enjoy walking along the beach, stroll around the old town preserves historic atmosphere, viewing art works. (2 hrs / 6 km)

Trekking in the Mt. Oto (Hiroshima Island) : The Mt. Oto is the highest mountain in Shiwaku Islands and it's at an altitude of 312 meters. From the summit you can get a full view of Seto Inland Sea. Near the summit, there is a part which is called "Oto Dessert" and see efflorescence appears on granite stones will be seen. (2 hrs 45 mins / 5 km)



Experience How to Make "Marugame Uchiwa" : Making your own uchiwa is recommendable. When fanning your own uchiwa in the summer, you can feel fresh wind cools you.

Marugame Uchiwa Museum : You can choose your favorite paper from 20 different types of uchiwa papers and past it to bamboo skeleton to make your own uchiwa. Uchiwa craftsman will teach you how to make your uchiwa. It's easy and fun! (Reservation is required.) | Fee 1,000yen (About 40~50 mins / For a group of 10 people or more: about 90mins) | TEL +81 (0) 877-24-7055

Uchiwa Workshop "Take" : Uchiwa craftsman will teach you how to make your own uchiwa from making uchiwa's bamboo skeleton to pasting uchiwa paper to bamboo ribs. (Reservation is required.) | Fee 1,000 yen (About 1 hour) | TEL +81 (0) 0877-25-3882



Local Souvenirs & Local Gourmet



Peaches "Momo"

Fresh peaches are available in reasonable price at Hanan Peach Farmers' Market. Summer special desserts, soft serve ice cream and peach sherbet are popular desserts.



"O-iri" Sweets

"O-iri" is Marugame originated fluffed and small round balls made with glutinous rice. Pastel-colored O-iri balls are sweetened lightly. Originally O-iri is ordered for the Bride in her wedding but now it's very popular among people who love its pretty colors and shape.



Honetsuki-dori


The spicy flavor of this chicken is sure to be addictive!

Honetsuki-dori originated in Marugame.

This gourmet chicken leg is seasoned with special spices and is

cooked in the oven. The outside is crunchy while the inside is very juicy.

You can choose from two kinds of chicken, chewy Oya-dori (adult chicken) and juicy and soft Waka-dori (young chicken).



Sanuki Udon Noodles

Eating Kagawa's specialty Udon in the home of Udon! Sanuki Udon, the favorite of Kagawa residents.

Let's enjoy eating some delicious chewy noodles with savory soup stock.

Each restaurant has its own special

noodles and soup stock, and you can explore the differences between them.

There is a wide variety of udon dishes! "Kake Udon" is a hefty portion of noodles severed in a bowl of zesty soup. "Kamaage Udon" is eaten with a special dipping soup. "Kamatama Udon" is hot noodles served with raw eggs. "Nikku Udon" is a bowl of udon noodles with salty and sweet cooked beef.

Rental bicycles and taxis are recommended to enjoy visiting Udon restaurants!



Recommended Route Courses from Takamatsu Airport

Recommended Rout Course from Takamatsu Airport (3 days and 2 nights in Marugame)

	1st Day	<p style="text-align: center;">Tour around Marugame Castle</p> <p>Takamatsu Airport(a.m.) >>> 1hr and 15mins by limousine bus >>> JR Marugame Sta. >>> Lunch (Udon noodle) >>> Making a Uchiwa (It takes about 1hr) >>> <u>Marugame Castle (About 1hr and 30 mins)</u> >>> Nakazu-Banshoen (About 1hr) >>> Dinner (Grilled chicken) >>> Lodging in Marugame</p> <p style="text-align: right;">Take a ride on the rickshaw!</p>
	2nd Day	<p style="text-align: center;"><u>Islands Tour</u> Hiking islands is recommendable!</p> <p>Marugame Port >>> 30mins by ferry >>> Honjima Port >>> Ride a rental bike >>> Shiwaku Kinbansho(About 1hr) >>> Kasashima District Preservation Center(About 1hr) >>> Lunch >>> Tour the remaining Setouchi Triennale artworks on the island(About 1hr) >>> Honjima Port >>> 30mins by ferry >>> Marugame Port >>> JR Marugame Sta. >>> Fresh fish for dinner >>> Lodging in Marugame</p>
	3rd Day	<p style="text-align: center;">Tour around Marugame City</p> <p>JR Marugame Sta. >>> 10mins by train >>> JR ZentsujiSta. >> Zentsuji Temple(About1 hr) >>> JR Zentsuji Sta. >>> 10mins by train >>> JR Kotohira Sta. >>> Konpira Shrine(About 1hr) >>> Lunch >>> Kotoden Kotohira Sta. >>> 45 minsby airport limousine bus >>> Takamatsu Airport</p>